



VS-ECM4



Features

1. All-in-one booster pump set: The pump set is mainly consisted of stainless steel multi-stage pump, valve, pressure tank, and inverter(VFD).
2. Constant water pressure provided, and the pressure is also adjustable. No water hammer in piping system.
3. Compact design for saving space; Low noise operation to uplift standard of living.
4. Electricity costs saving: Inverter(VFD) will change motor speed and depending on water volume consumption.
5. Dry-running detection: It can protect motor from burnout since water shortage occurs, to extend the life of pump.
6. Clean water provided: Main pump parts are rustless material to ensure safe and clean water supply.

Operating Conditions

1. Ambient temperature: 0~ 40° C.
2. Liquid temperature: 0~60° C.
3. Relative humidity: Max. 85%(RH).
4. Working pressure: Max. 10kg/cm².
5. Before using the pump, be sure the inlet pressure setting is lower than factory preset activation point.
6. Drinking water, tap water, or other non-corrosive clean liquids without abrasives.

Applications

1. Directly auto boost water pressure to the house, villa, apartment, restaurant, school, beauty shop, .etc.
2. Auto boost water pressure to garden sprinkler, heater, toilet, washing machine, reverse osmosis device.

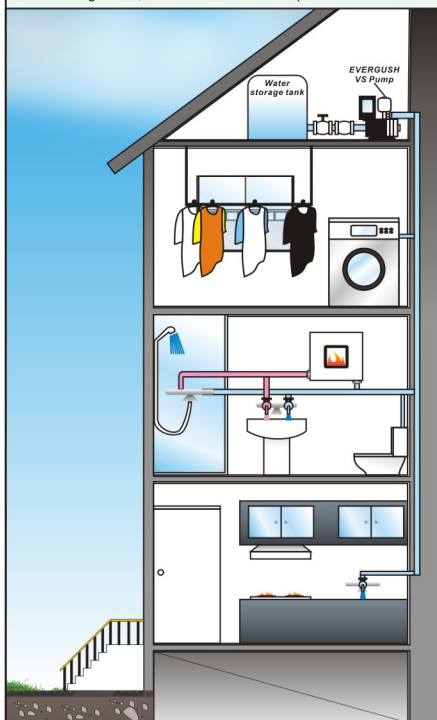


VS-ECM4
(Optional- with Window)

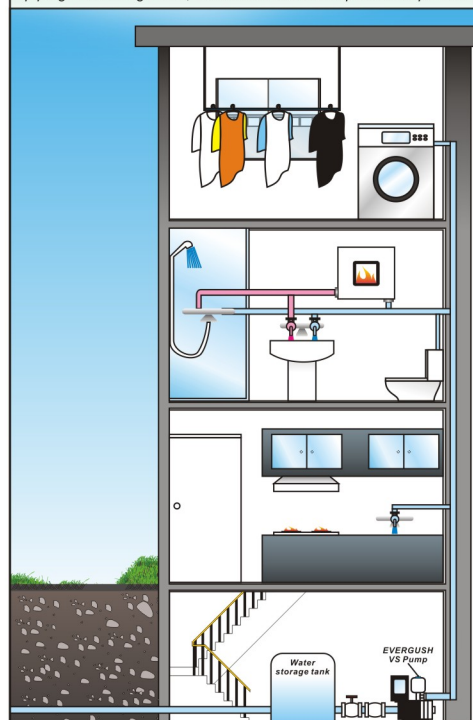


VS-ECM8, VS-ECM12

VS pump is installed on the roof of house, connect piping with water storage tank, then auto boost water pressure downward.



VS pump is installed on 1st floor or basement of house, connect piping with storage tank, then auto boost water pressure upward.



▲ Pump main parts & material

NO.	PARTS	MATERIAL
1	Pump casing	SUS304
2	Impeller	SUS304
3	Guide vane	SUS304
4	Mech.seal	CA/CE
5	Shaft	SUS420
6	Motor coil	COPPER
7	Motor casing	Aluminum alloy
8	Terminal box	ABS
9	Baseplate	FC200

▲ Motor Spec.

- 1.Voltage: Single phase 220~240*50Hz
Three phase 220~415V*50Hz
- 2.Enclosed class: IP55
- 3.Insulation: F class
- 4.Enclosed Fan cooled, 2 Pole motor.
- 5.Built in motor overload protector

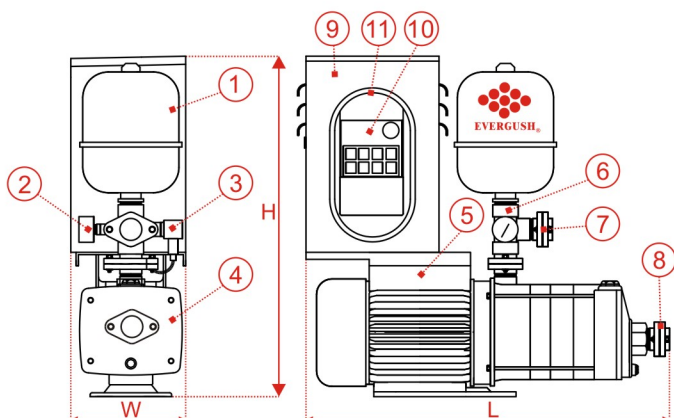
▲ Model Code

VS40-ECM8-25 T

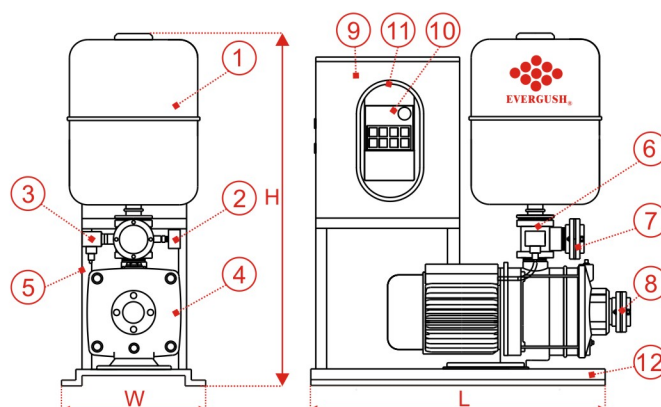
Three phase
Matched multi-stage
pump model name
Inlet/Outlet(mm)
Inverter pump set

▲ Structure & Materials

VS-ECM4



VS-ECM8, VS-ECM12



NO.	Part Name	Std.Material	Sub.Material
1	Pressure tank	SS41	SUS304
2	Pressure gauge	----	----
3	Pressure transmitter	SUS304	----
4	Multi-stage pump	SUS304	----
5	Support shelf	SS41	SUS304
6	5 way valve	BC or SUS304	SUS316

●Item No.7,8,11 are optional upon customer's request.

NO.	Part Name	Std.Material	Sub.Material
7	Outlet flange(optional)	SS41	SUS304
8	Inlet flange(optional)	SS41	SUS304
9	Control panel	SS41	SUS304
10	Inverter(VFD)	----	----
11	Window(optional)	PP	----
12	Base	SS41	SUS304

▲ Specifications

(50HZ,2900RPM)

MODEL	Power		Phase	Inlet/ Outlet	Max. head	Pressure setting	Rated capacity	Faucet numbers	Pressure tank size	Dimensions (unit:mm)			Net weight
	KW	HP								L	W	H	
VS25-ECM4-40(T)	0.75	1	1;3	1"	38	2.3~2.7	6~5	5~4	3	450	180	470	19
VS25-ECM4-60(T)	1.1	1.5	1;3	1"	58	3.5~4.1	6~5	5~4	3	480	180	470	20
VS40(50)-ECM8-25(T)	1.5	2	1;3	1.5"(2")	38	2.8~3.0	9~8	7~6	8	500	300	770	43
VS40(50)-ECM8-30T	1.85	2.5	3	1.5"(2")	44	3.1~3.3	9~8	7~6	8	500	300	770	48
VS40(50)-ECM8-35T	2.2	3	3	1.5"(2")	53	3.8~4.0	9~8	7~6	8	500	300	770	50
VS40(50)-ECM12-20T	1.85	2.5	3	1.5"(2")	34	2.5~2.7	13~11	10~8	8	500	300	770	47
VS40(50)-ECM12-25T	2.2	3	3	1.5"(2")	43	3.1~3.4	13~11	10~8	8	500	300	780	50
VS40(50)-ECM12-30T	3.0	4	3	1.5"(2")	53	3.9~4.1	13~11	10~8	8	500	350	780	57
Customized Specification													

●(T):means 3 phase model